

# THz optical Hall-effect and MIR-VUV ellipsometry characterization of 2DEG properties in AlGaIn/GaN HEMT structures



UNIVERSITY OF NEBRASKA-LINCOLN

0083

S. Schöche<sup>1</sup>, J. Shi<sup>3</sup>, A. Boosalis<sup>1</sup>, P. Kühne<sup>1</sup>, C. M. Herzinger<sup>4</sup>, J. A. Woollam<sup>4</sup>, W. J. Schaff<sup>3</sup>, L. F. Eastman<sup>3</sup>, V. Darakchieva<sup>2</sup>, M. Schubert<sup>1</sup>, and T. Hofmann<sup>1</sup>

<sup>1</sup> Department of Electrical Engineering and Nebraska Center for Materials and Nanoscience, University of Nebraska-Lincoln, U.S.A.

<sup>2</sup> Department of Physics, Chemistry and Biology, Linköping University, Sweden & Instituto Tecnológico e Nuclear, Lisbon, Portugal

<sup>3</sup> Department of Electrical and Computer Engineering, Cornell University, Ithaca, U.S.A.

<sup>4</sup> J. A. Woollam Co. Inc., 645 M Street, Suite 102, Lincoln, NE 68508-2243, U.S.A



results accepted for publication in APL 98, (2011) doi:10.1063/1.3556617

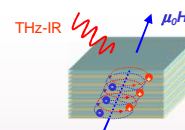
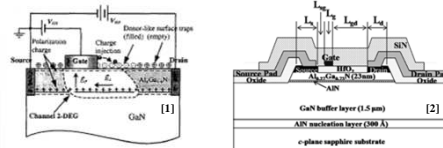
ellipsometry.unl.edu  
schoeche@huskers.unl.edu

## Our Message

- Free-charge carrier mobility, sheet density, and effective mass of a 2DEG are determined in a AlGaIn/GaN heterostructure using the THz-Optical Hall-Effect at room temperature.
- Complementary Mid-IR and NIR-VIS-VUV spectroscopic ellipsometry measurements for constituents layer thickness, phonon mode and free-charge carrier parameters.
- The electron effective mass in the 2DEG is determined to be  $(0.23 \pm 0.03) m_0$ .
- High-frequency sheet density and carrier mobility parameters are in good agreement with results from DC electrical Hall effect measurements, indicative for frequency-independent carrier scattering mechanisms of the 2D carrier distribution.

## 2DEGs in HfO<sub>2</sub> passivated AlGaIn/GaN HEMTs

Passivation of surface traps changes 2DEG properties in AlGaIn/GaN HEMTs!



### Optical Hall-Effect

Generalized ellipsometry in combination with external magnetic fields:

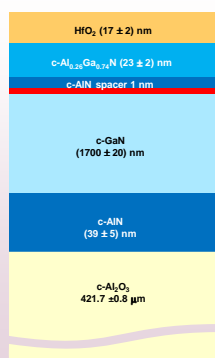
- unbound charge carrier resonances in spatially confined structures in the THz frequency domain
- buried conducting channel directly accessible without electrical contacts
- performed at room temperature
- performed at future device operation frequencies (THz), i.e. studying of frequency dependent scattering mechanisms at operation frequencies possible

- Optimization of device performance requires access to the buried 2DEG for determination of charge carrier concentration, mobility and effective mass!!
- Electrical methods (electrical Hall-effect, Shubnikov-de Haas, cyclotron resonance) require fabrication of complete devices, electrical contacts and can not be utilized at future device's operation frequencies (GHz-THz)

[1] Zhang et al., Electron Devices Meeting, 2001. IEDM Technical Digest. International, pp.25.5.1-25.5.4, 2001, [2] J. Shi et al., Appl. Phys. Lett. 95, 042103 (2009).

## Model

### Layer stack model and accessible parameters



- NIR-Vis-VUV**
- thickness of all layers (except substrate and AlN spacer)
  - dielectric function and transition energies of c-Al<sub>0.26</sub>Ga<sub>0.74</sub>N
  - dielectric function and band gap energy of HfO<sub>2</sub>

- IRSE**
- dominated by phonon mode contributions from c-sapphire and c-GaN buffer
  - subtle features imposed by c-Al<sub>0.26</sub>Ga<sub>0.74</sub>N and c-AlN seed layer
  - limited sensitivity for layer thicknesses (except GaN buffer)
  - influence of 2DEG channel negligible
  - determination of volume free charge carrier contributions

- THz-Optical Hall-Effect**
- Fabry-Pérot interference pattern dominated by the thickness of the substrate (421.7 ± 0.8 μm)
  - single layer thicknesses cancel out mathematically in model calculation for thicknesses << wavelength and are irrelevant for model analysis
  - only free charge carrier response contributes to spectrum of difference between data taken at magnetic field strengths +H and -H

### Optical Hall-Effect – Theory

Layer model calculations provide DF:

$$\epsilon_r(\omega, H) = \epsilon_{\infty} + \sum_{j=1}^N \frac{\omega_j^2 + i\gamma_j \omega}{\omega^2 + i\gamma_j \omega + \omega_{j0}^2} + \sum_{k=1}^M \frac{1 + i\beta\gamma_k \omega - \delta\omega_k^2}{\omega^2 + i\beta\gamma_k \omega + \omega_{k0}^2} - \epsilon^{FC-MO}(\omega, H)$$

Static dielectric constant

$$\epsilon^{FC-MO}(\omega) = -\langle \omega_p^2 \rangle \left[ (\omega^2 + i\omega\gamma) I - i\alpha \langle \omega_c \rangle \begin{pmatrix} 0 & -h_3 & h_2 \\ h_3 & 0 & -h_1 \\ -h_2 & h_1 & 0 \end{pmatrix} \right]$$

Magnetic field  $H$  causes non-symmetric properties of the IR Dielectric Function tensor:

- Decoupling of  $m_{th}$  and free charge carrier concentration
- identification of carrier type (n/p-type)
- determination of free charge carrier concentration, mobility and effective mass possible!!

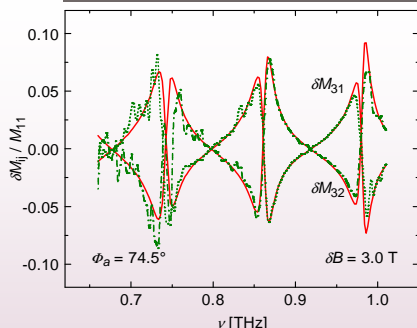
Plasma (frequency) tensor  $\langle \omega_p^2 \rangle \equiv N \frac{q^2}{m_e}$

Cyclotron (frequency) tensor  $\langle \omega_c \rangle \equiv H \frac{q}{m_e}$

[3] T. Hofmann et al., Thin Solid Films, (2010), in press, doi:10.1016/j.tsf.2010.11.092

## Experimental Results

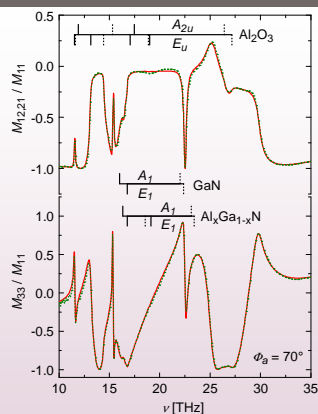
### THz-Optical Hall-Effect



Room Temp. OHE 2DEG properties:  
 $N_s = (5 \pm 2) \cdot 10^{12} \text{ cm}^{-2}$   
 $\mu = (1452 \pm 250) \text{ cm}^2/\text{Vs}$   
 $m^* = 0.23 \pm 0.03 m_0$

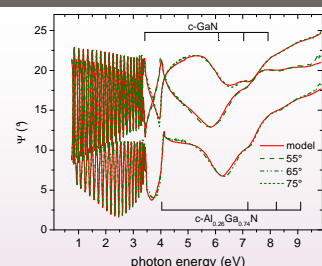
Room Temp. elec. Hall effect:  
 $N_s = (9 \pm 3) \cdot 10^{12} \text{ cm}^{-2}$   
 $\mu = (1700 \pm 200) \text{ cm}^2/\text{Vs}$

### IRSE

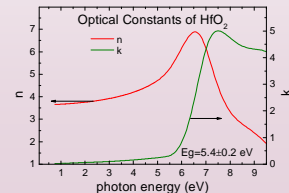


phonon modes indicated by insets: solid: TO; dotted: LO  
influence of the 2DEG is negligible  
no volume free charge carriers detected

### NIR-VIS-VUV SE



determination of layer thicknesses  
2-oscillator model (TL+L) for HfO<sub>2</sub> ( $E_g = 5.4 \pm 0.2 \text{ eV}$ )



[4] S. Schöche et al., Appl. Phys. Lett, 98, (2011), accepted, doi:10.1063/1.3556617